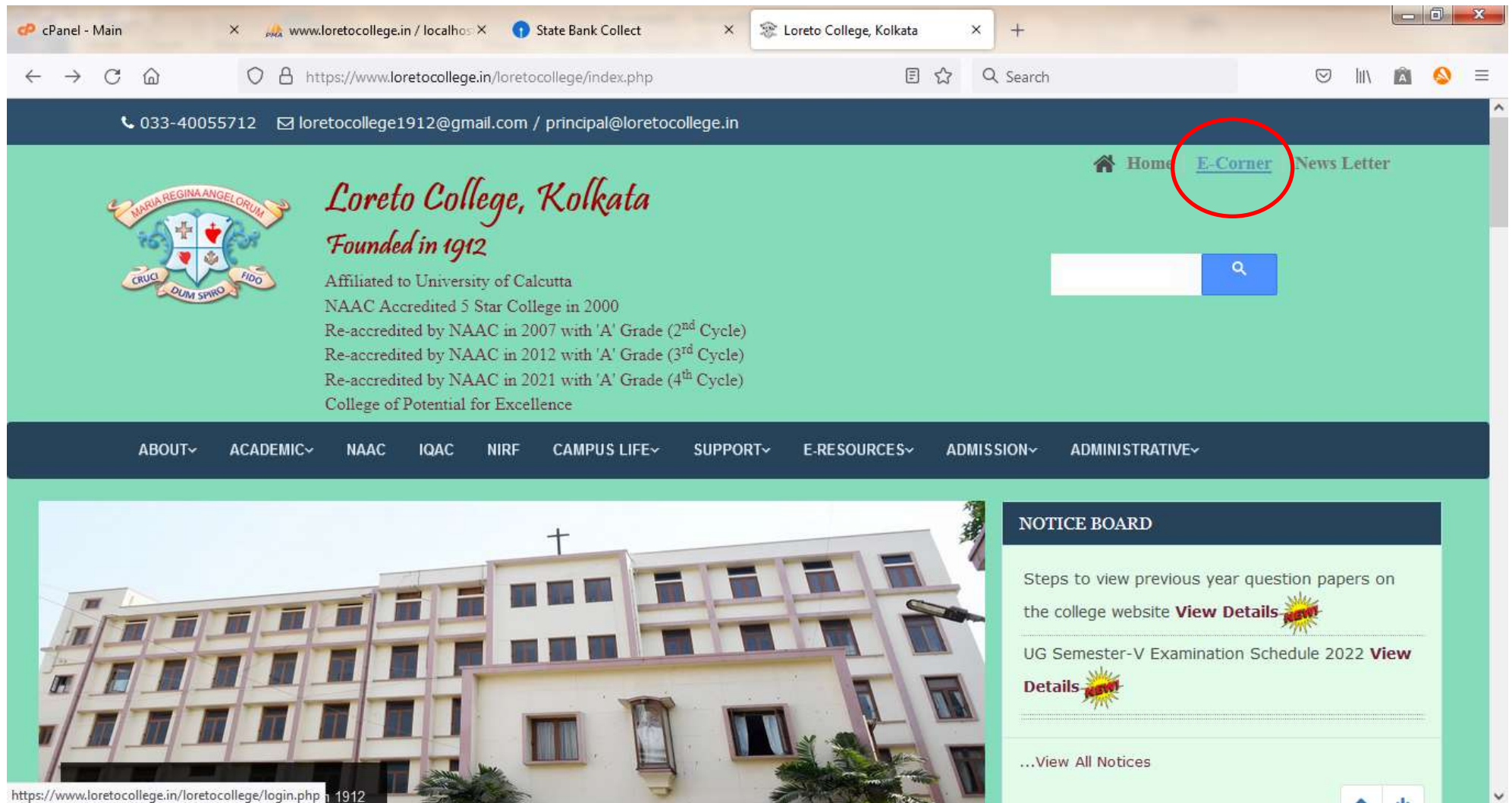


Steps for payment of Hostel Fees

Click on E-Corner



The screenshot shows the website of Loreto College, Kolkata. The browser tabs include 'cPanel - Main', 'www.loretocollege.in / localhost', 'State Bank Collect', and 'Loreto College, Kolkata'. The address bar shows 'https://www.loretocollege.in/loretocollege/index.php'. The contact information at the top is '033-40055712' and 'loretocollege1912@gmail.com / principal@loretocollege.in'. The navigation menu includes 'Home', 'E-Corner', and 'News Letter'. The 'E-Corner' link is circled in red. Below the navigation menu is a search bar. The main content area features the college's logo and name, 'Loreto College, Kolkata', with the text 'Founded in 1912'. Below this, it states 'Affiliated to University of Calcutta' and lists accreditation details: 'NAAC Accredited 5 Star College in 2000', 'Re-accredited by NAAC in 2007 with 'A' Grade (2nd Cycle)', 'Re-accredited by NAAC in 2012 with 'A' Grade (3rd Cycle)', and 'Re-accredited by NAAC in 2021 with 'A' Grade (4th Cycle)'. Below the accreditation details is a navigation menu with links: 'ABOUT', 'ACADEMIC', 'NAAC', 'IQAC', 'NIRF', 'CAMPUS LIFE', 'SUPPORT', 'E-RESOURCES', 'ADMISSION', and 'ADMINISTRATIVE'. The main content area is divided into two sections. The left section shows a photograph of the college building. The right section is titled 'NOTICE BOARD' and contains two notices: 'Steps to view previous year question papers on the college website **View Details**' and 'UG Semester-V Examination Schedule 2022 **View Details**'. At the bottom of the notice board, there is a link to '...View All Notices'.

033-40055712 | loretocollege1912@gmail.com / principal@loretocollege.in

Home **E-Corner** News Letter

Loreto College, Kolkata
Founded in 1912

Affiliated to University of Calcutta
NAAC Accredited 5 Star College in 2000
Re-accredited by NAAC in 2007 with 'A' Grade (2nd Cycle)
Re-accredited by NAAC in 2012 with 'A' Grade (3rd Cycle)
Re-accredited by NAAC in 2021 with 'A' Grade (4th Cycle)
College of Potential for Excellence

ABOUT~ ACADEMIC~ NAAC IQAC NIRF CAMPUS LIFE~ SUPPORT~ E-RESOURCES~ ADMISSION~ ADMINISTRATIVE~

NOTICE BOARD

Steps to view previous year question papers on the college website **View Details**

UG Semester-V Examination Schedule 2022 **View Details**

...View All Notices

Steps for payment of Hostel Fees

Click on Online Fees Payment

Steps for payment of Hostel Fees

Loreto College Kolkata E-Corner Login




Academic
Management System



Teacher's Login



Student's Login



Online Fees Payment



Web Mail



Investment



Attendance



Fees Management
System

<https://www.loretocollege.in/loretocollege/onlinepayment.php>

Steps for payment of Hostel Fees

Click on Make Online Payment

LORETO COLLEGE, KOLKATA

Online Fees Payment

No Direct Payment by Cash / Cheques will be accepted, Kindly Pay your fees only through Online mode

Please Enter your correct Bill Book No. while paying online fees

- **Semester Wise Payments have been introduced from 2021-2022**
- All students are required to select their correct semester while paying the fees

[INSTRUCTIONS TO MAKE ONLINE PAYMENT \(B.A. / B.Sc. For 1st year Students\)](#)

[INSTRUCTIONS TO MAKE ONLINE PAYMENT \(B.A. / B.Sc. For 2nd /3rd Year\)](#)

[INSTRUCTIONS TO MAKE ONLINE PAYMENT \(M.A. 2nd Yr\)](#)

[INSTRUCTIONS TO REPRINT PAYMENT RECEIPT](#)



[CLICK HERE TO MAKE ONLINE PAYMENT](#)

In case of any queries kindly write to: loretocollegeadmissions@gmail.com


Back

Steps for payment of Hostel Fees

Click on the Box & Proceed



Products & Services Know More हिंदी



STATE BANK COLLECT

A MULTI-MODAL PAYMENT PORTAL

DISCLAIMER CLAUSE

Terms Used

- > **Corporate Customer:** Firm/Company/Institution (F/C/I) collecting payment from their beneficiaries.
- > **User:** The beneficiary making a payment to F/C/I for the services/goods availed.
- > Bank shall not be responsible, in any way, for the quality or merchantability of any product/merchandise or any of the services related thereto, whatsoever, offered to the User by the Corporate Customer. Any disputes regarding the same or delivery of the Service or otherwise will be settled between Corporate Customer and the User and Bank shall not be a party to any such dispute. Any request for refund by the User on any grounds whatsoever should be taken up directly with the Corporate Customer and the Bank will not be concerned with such a request.
- > Bank takes no responsibility in respect of the services provided and User shall not be entitled to make any claim against the Bank for deficiency in the services provided by the Corporate Customer.
- > The User shall not publish, display, upload or transmit any information prohibited under Rule 3(2) of the Information Technology (Intermediaries guidelines) Rules, 2011.
- > In case of non-compliance of the terms and conditions of usage by the User, the Bank has the right to immediately terminate the access or usage rights of the User to the computer resource of the Bank and remove the non-compliant information.


I have read and accepted the terms and conditions stated above.
(Click Check Box to proceed for payment.)

Proceed

© State Bank of India Privacy Statement | Disclosure | Terms of Use

Steps for payment of Hostel Fees

Select State as West Bengal, Institution as Educational Institutions & Click on Go

State Bank Collect

State Bank Collect ▾ State Bank Mops

State Bank Collect / State Bank CollectExit

State Bank Collect23-Jan-2022 [01:42 PM IST]

Select State and Type of Corporate / Institution

State of Corporate / Institution *

West Bengal ▾

Type of Corporate / Institution *

Educational Institutions ▾

Go


- Mandatory fields are marked with an asterisk (*)
- State Bank Collect is a unique service for paying online to educational institutions, temples, charities and/or any other corporates/institutions who maintain their accounts with the Bank.

© State Bank of India

[Privacy Statement](#) | [Disclosure](#) | [Terms of Use](#)

Steps for payment of Hostel Fees

Select Loreto College & Submit

State Bank Collect

State Bank Collect ▾ State Bank Mops

State Bank Collect / State Bank CollectExit

State Bank Collect23-Jan-2022 [01:48 PM IST]

Select from Educational Institutions

Educational Institutions Name *

LORETO COLLEGE ▾

Submit

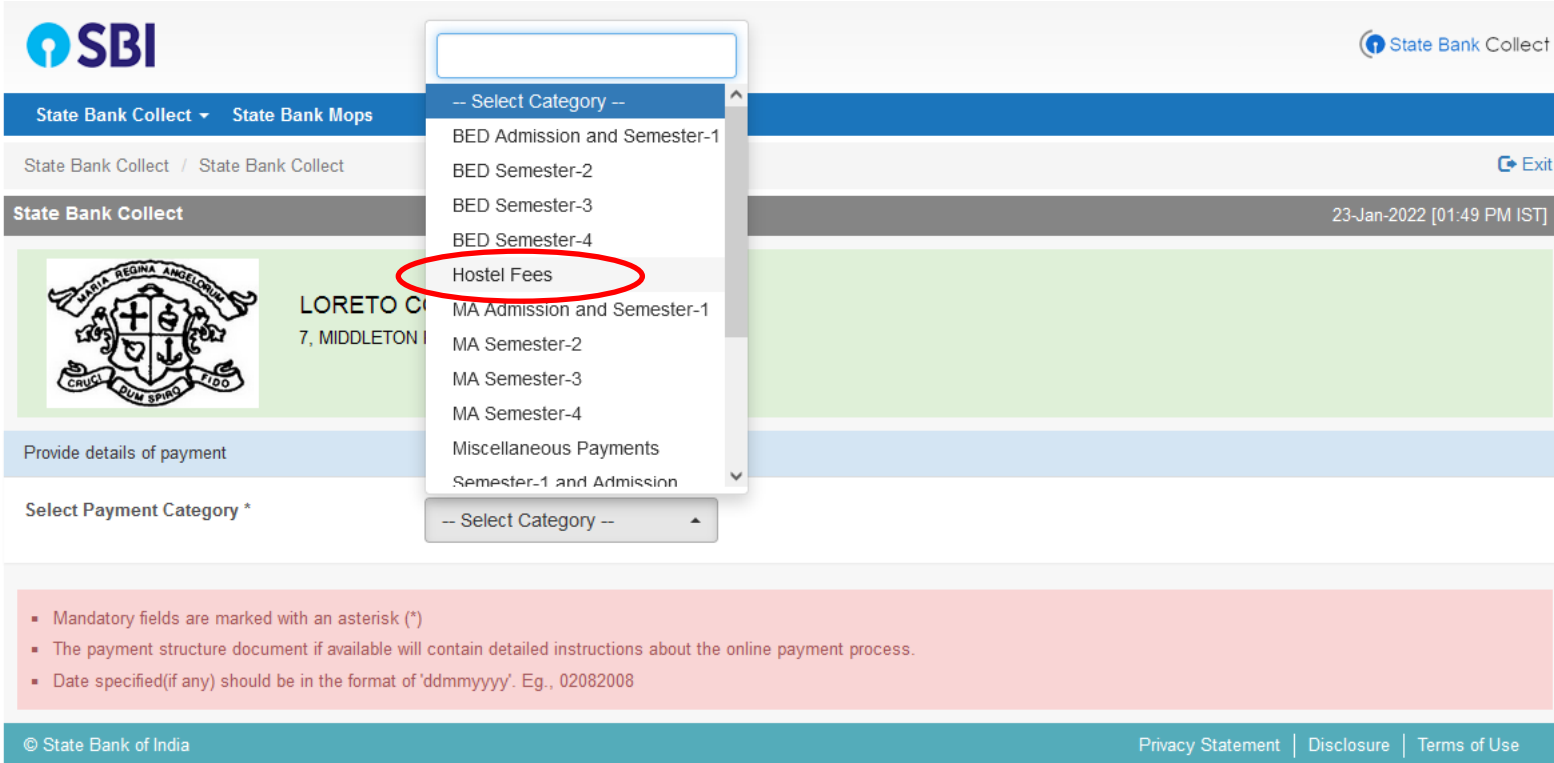
Back

- Mandatory fields are marked with an asterisk (*)

© State Bank of IndiaPrivacy Statement | Disclosure | Terms of Use

Steps for payment of Hostel Fees

Select Hostel Fees



The screenshot displays the SBI State Bank Collect interface. At the top left is the SBI logo, and at the top right is the 'State Bank Collect' logo. Below the logo is a navigation bar with 'State Bank Collect' and 'State Bank Mops'. A breadcrumb trail shows 'State Bank Collect / State Bank Collect'. The main header area includes the school logo for Loreto Convent, featuring a shield with a cross and an anchor, and the text 'LORETO C 7, MIDDLETON'. A date and time stamp '23-Jan-2022 [01:49 PM IST]' is visible on the right. The 'Select Payment Category *' dropdown menu is open, listing various categories: 'BED Admission and Semester-1', 'BED Semester-2', 'BED Semester-3', 'BED Semester-4', 'Hostel Fees' (circled in red), 'MA Admission and Semester-1', 'MA Semester-2', 'MA Semester-3', 'MA Semester-4', 'Miscellaneous Payments', and 'Semester-1 and Admission'. Below the dropdown, a red box contains the following instructions:

- Mandatory fields are marked with an asterisk (*)
- The payment structure document if available will contain detailed instructions about the online payment process.
- Date specified(if any) should be in the format of 'ddmmyyy'. Eg., 02082008

At the bottom of the page, the copyright notice '© State Bank of India' is on the left, and 'Privacy Statement | Disclosure | Terms of Use' is on the right.

Steps for payment of Hostel Fees

Fill in your details and enter the Hostel Fees amount applicable to you

Provide details of payment

Select Payment Category *	Hostel Fees
Student Name *	XYZ
Bill Book No *	1234
Department	ENGLISH
Year *	2nd
Hostel Fees *	6000

Remarks

- Thank you for payment of Hostel Fees
- For any inquiry contact the accounts office
- Fees Receipt is to be submitted to the accounts office

Please enter your Name, Date of Birth (For Personal Banking) / Incorporation (For Corporate Banking) & Mobile Number. This is required to reprint your e-receipt / remittance(PAP) form, if the need arises.

Name *	XYZ
Date Of Birth / Incorporation *	7/1/2003
Mobile Number *	1234567895
Email Id	
Enter the text as shown in the image *	E594E

Submit Reset Back

Steps for payment of Hostel Fees

Select the mode of payment. For payment through Net banking / Credit Card / Debit Card, choose your suitable option. **For payment by cash in any State Bank of India branch, click 'SBI BRANCH'**

NET BANKING

CARD PAYMENT

UPI CASH PAYMENT

The screenshot displays the 'STATE BANK COLLECT MULTI OPTION PAYMENT SYSTEM' interface. It is organized into three main sections: 'Net Banking', 'Card Payments', and 'Other Payments Modes'. Each section contains several payment options with their respective bank charges and availability status. Blue arrows from the labels above point to specific options: 'NET BANKING' points to 'State Bank of India' and 'Other Banks Internet Banking'; 'CARD PAYMENT' points to 'Rupay Card', 'Credit Cards', and 'Foreign Card'; 'UPI CASH PAYMENT' points to 'UPI' and 'SBI Branch'.

Section	Payment Option	Bank Charges	Status
Net Banking	State Bank of India	Rs 11.8	Available
	Other Banks Internet Banking	Rs 17.7	Available
Card Payments	Rupay Card	Rs 0.0	Available
	Credit Cards	Rs 91.45	Available
	Foreign Card	Rs --	NOT ENABLED
Other Payments Modes	UPI	Rs 0.0	Available
	SBI Branch	Rs 59.0	Available

Steps for payment of Hostel Fees

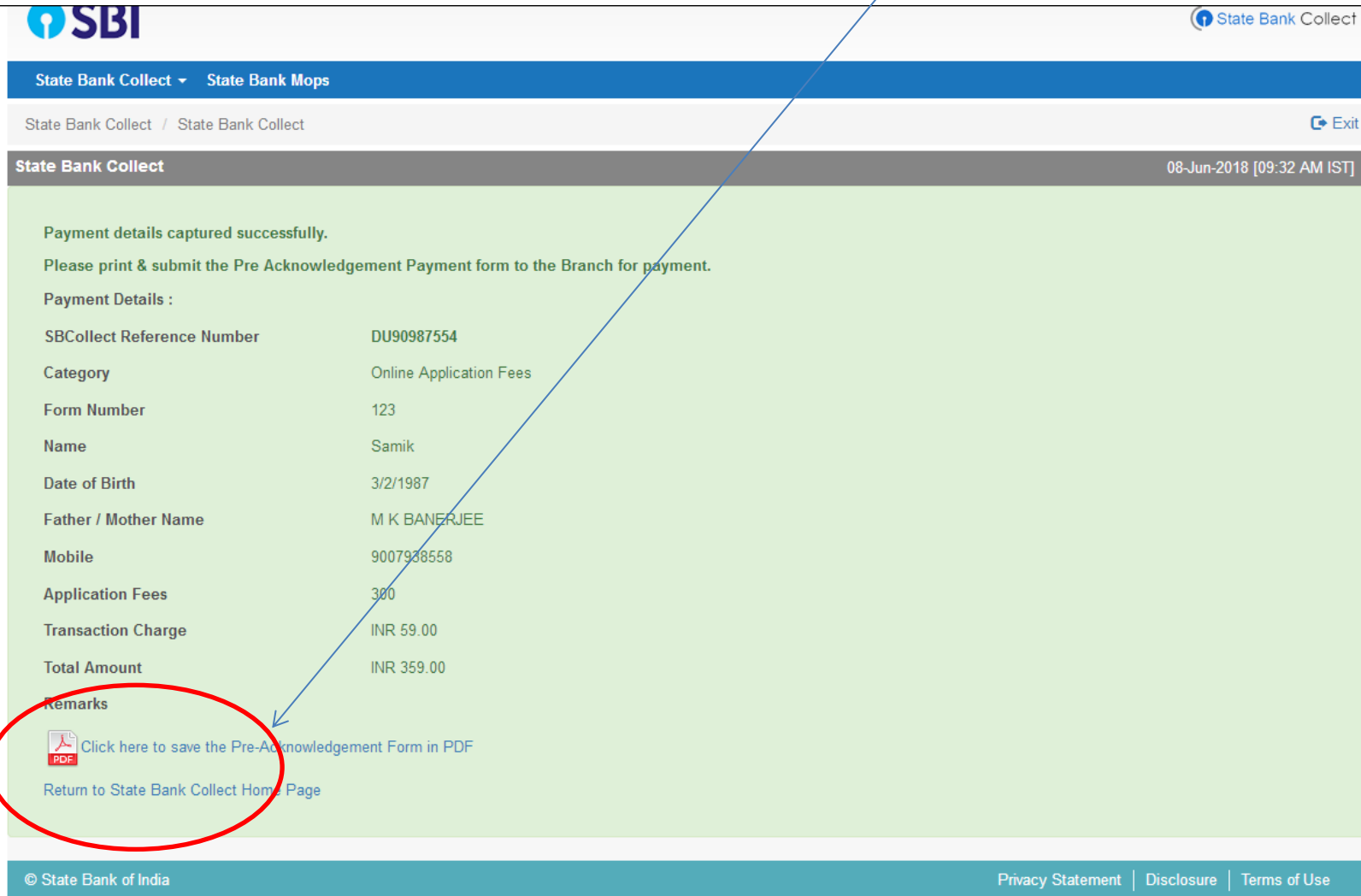
If you want to pay by cash then select State Bank of India branch, click ‘SBI BRANCH’ (red circle)

The screenshot displays the 'STATE BANK COLLECT MULTI OPTION PAYMENT SYSTEM' interface. It is organized into three main sections: Net Banking, Card Payments, and Other Payments Modes.

- Net Banking:** Contains two options: 'State Bank of India' (Bank Charges: Rs 11.8) and 'Other Banks Internet Banking' (Bank Charges: Rs 17.7). Both have 'CLICK HERE' buttons.
- Card Payments:** Includes a warning: 'This payment mode is not available between 23:30 hours IST and 00:30 hours IST'. It lists 'RuPay Card' (Bank Charges: Rs 0.0), 'Credit Cards' (Bank Charges: Rs 91.45), 'Prepaid Card' (Bank Charges: --), and 'Foreign Card' (Bank Charges: --). 'RuPay Card' and 'Credit Cards' have 'CLICK HERE' buttons, while 'Prepaid Card' and 'Foreign Card' are marked 'NOT ENABLED'.
- Other Payments Modes:** Includes a warning: 'UPI is not available between 22:30 hours IST and 23:30 hours IST'. It lists 'UPI' (Bank Charges: Rs 0.0), 'NEFT/RTGS' (Bank Charges: --), and 'SBI Branch' (Bank Charges: Rs 59.0). 'UPI' has a 'CLICK HERE' button, 'NEFT/RTGS' is 'NOT ENABLED', and 'SBI Branch' has a 'CLICK HERE' button which is circled in red.

Steps for payment of Hostel Fees

This page is displayed when you want to pay through 'State Bank BRANCH'. Click the link 'Click here to save....' to generate the Pre Acknowledgement Payment Form which, along with the cash shown in the aforesaid Payment Form, will be accepted in any branch of State Bank of India. A sample of the Pre Acknowledgement Payment Form is shown in the next page. **Click on the PDF icon shown in red to download the challan**




The screenshot displays the State Bank Collect interface. At the top, the SBI logo is on the left, and 'State Bank Collect' is on the right. Below the header, there are navigation links for 'State Bank Collect' and 'State Bank Mops'. The main content area has a green background and contains the following text:

Payment details captured successfully.
Please print & submit the Pre Acknowledgement Payment form to the Branch for payment.

Payment Details :

SBCollect Reference Number	DU90987554
Category	Online Application Fees
Form Number	123
Name	Samik
Date of Birth	3/2/1987
Father / Mother Name	M K BANERJEE
Mobile	9007938558
Application Fees	300
Transaction Charge	INR 59.00
Total Amount	INR 359.00

Remarks

 [Click here to save the Pre-Acknowledgement Form in PDF](#)

[Return to State Bank Collect Home Page](#)

At the bottom of the page, there is a footer with '© State Bank of India' on the left and 'Privacy Statement | Disclosure | Terms of Use' on the right. A red circle highlights the PDF icon and the download link, with a blue arrow pointing from the text above to it.

Steps for payment of Hostel Fees



Depositor Copy

Pre Acknowledgement Payment(PAP) Form for Payment through any SBI Branch

Date: 08-06-2018

Beneficiary/Remittance Details		
State Bank Collect Reference No.	DU90987554	
Beneficiary:	LORETO COLLEGE	
Category:	Online Application Fees	
Last Date of Payment:	31-07-2018 23:45	
Remitter:	Samik	
Rs.		
Collection Amount	300.00	
Comission	59.00	
Total (Rupees Three Hundred Fifty Nine Only)	359.00	
Details of Cash / Cheques	Rs	p
Total Rs		

Instructions for Depositor: This is not an e-receipt. After payment , please visit www.onlinesbi.com > 'State Bank Collect' and click on the hyperlink at the bottom of the page to generate the e-receipt.

(To be Filled in by the Bank)

Journal No: DU90987554

Branch Name: _____

Branch Code: Deposit Date:

Branch Stamp

Authorised Signatory



Branch Copy

Pre Acknowledgement Payment(PAP) Form for Payment through any SBI Branch

Branch Teller: Use SCR 008765 Deposit > Fee Collection > State Bank Collect

Date: 08-06-2018

Beneficiary/Remittance Details		
State Bank Collect Reference No.	DU90987554	
Beneficiary:	LORETO COLLEGE	
Category:	Online Application Fees	
Last Date of Payment:	31-07-2018 23:45	
Remitter:	Samik	
Rs		
Collection Amount	300.00	
Comission	59.00	
Total (Rupees Three Hundred Fifty Nine Only)	359.00	

Mode of Payment (Choose Either Cash / Cheque)

Cash PAN:

Please quote your PAN for Cash remittance >= Rs. 50,000

Cash Notes	Amount	
	Rs	p
*2000		
*500		
*100		
*50		
*20		
*10		
Coins		
Total Rs		

Cheque

Cheque No: _____ Cheque Date: _____

Drawee Bank: State Bank of India (other bank cheques not accepted under PAP)

Branch: _____

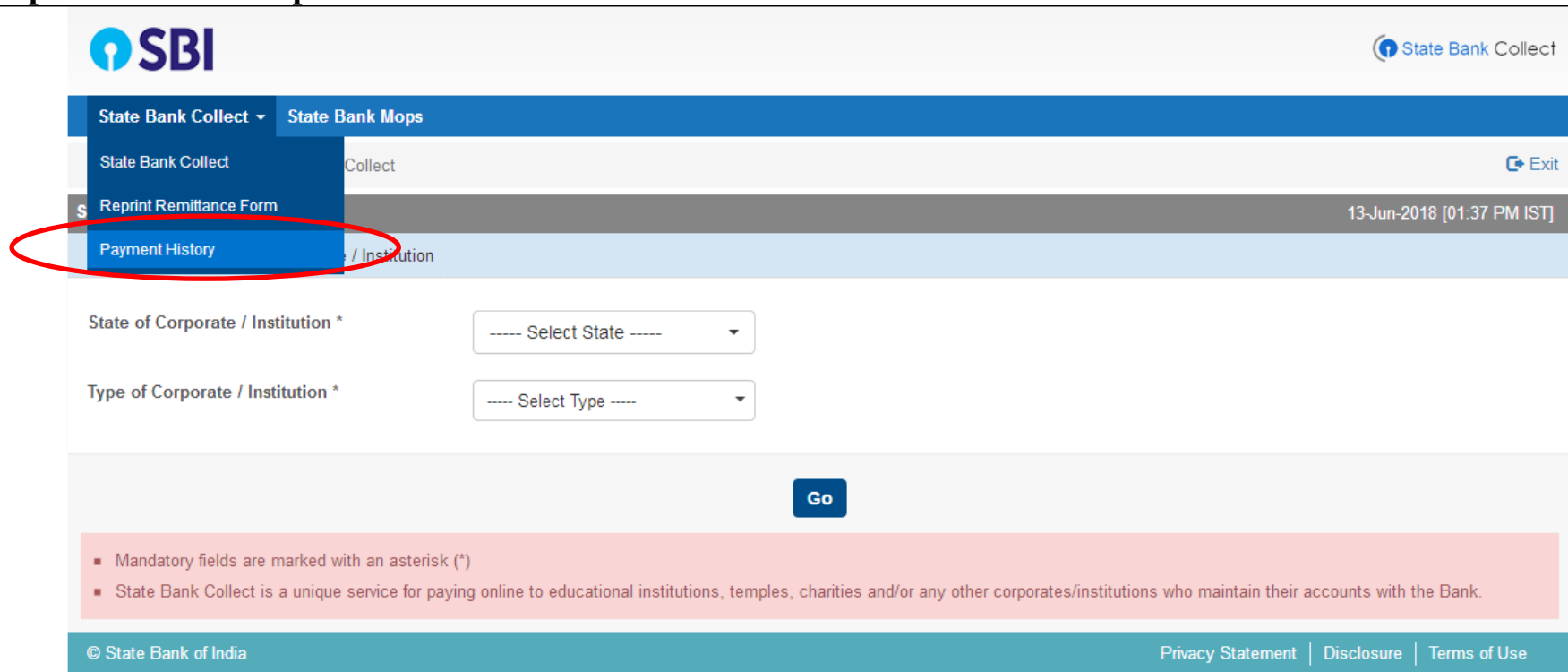
Signature of the Depositor

Space for Bank use

Branch Stamp

Steps for payment of Hostel Fees

To Reprint Online Receipt: CLICK ON PAYMENT HISTORY



The screenshot shows the SBI State Bank Collect website interface. The top navigation bar includes the SBI logo and the text 'State Bank Collect'. Below this, there are two main menu items: 'State Bank Collect' and 'State Bank Mops'. Under 'State Bank Collect', there are three sub-items: 'State Bank Collect', 'Reprint Remittance Form', and 'Payment History'. The 'Payment History' item is circled in red. The right side of the page shows the date and time '13-Jun-2018 [01:37 PM IST]' and an 'Exit' button. Below the navigation bar, there are two dropdown menus: 'State of Corporate / Institution *' and 'Type of Corporate / Institution *'. A 'Go' button is located below these dropdowns. A red box contains the following text: 'Mandatory fields are marked with an asterisk (*)' and 'State Bank Collect is a unique service for paying online to educational institutions, temples, charities and/or any other corporates/institutions who maintain their accounts with the Bank.' The footer of the page includes '© State Bank of India' and links for 'Privacy Statement', 'Disclosure', and 'Terms of Use'.


javascript:callURL('/sbicollect/sbclink/paymenthistory.htm')

Steps for payment of Hostel Fees


To print e-receipt, click 'INB Reference Number' option and fill in the 'DU Reference Number' as seen in your 'Pre Acknowledgement Payment Form' and your Date of Birth / Mobile Number. Click the 'Go' button and print the e-receipt.


State Bank Collect 08-Jun-2018 [09:42 AM IST]

Select a date range to view details of previous payments


Date of Birth * 
(Date provided at the time of making payment)


Mobile Number(Enter 10 - digit) *
(Mobile Number provided at the time of making payment)

Start Date * 

End Date * 

Enter the INB Reference Number (Starting with 'DU') & DOB/Mobile Number to view a specific payment

DU Reference Number * 
(As appearing in your pass book/statement in the narration pertaining to the transaction)

Date of Birth * 
(Date provided at the time of making payment)

OR

Mobile Number(Enter 10 - digit) *
(Mobile Number provided at the time of making payment)

Enter the text as shown in the image *